


A Easy to move
Height adjustment at your fingertips



B STX suspension arms
Wide movement range



C Tilt adjustment
Quick lock for easy tilt adjustment



THE ARM SYSTEM

The STX arm system makes inspecting even large and heavy objects simple. Ergonomically designed to be comfortable for all users, the STX arms allow movement over a wide range in the X, Y and Z planes.

High technology, simple operation

A The STX suspension arms are equipped with a special gas spring which acts as a counterweight to the microscope. A precise adjustment mechanism ensures easy movement of the microscope in the Z direction. When the height is constantly being changed, the STX 'Easy-Move' system enables the user to move the microscope to the desired height quickly and precisely, without the need to tighten locking screws.

Seamless height adjustment range up to 430 mm

B Standard STX suspension arms are available in 360 mm and 580 mm lengths. The 360 mm arm covers a Z range of up to 225 mm, while the 580 mm arm allows seamless adjustment up to 430 mm.

Greater X/Y travel range

The STX-300 horizontal suspension arm provides a 1,700 mm range in the X/Y planes. This extended reach allows the set-up of multi-user workbenches for up to four people using one microscope.

Special arms for heavier loads and complex microscope configurations

The STX series offers special arms for heavy loads up to 10 kg. This means that even complex microscope configurations with special illuminators can be combined with the outstanding advantages of the STX stands.

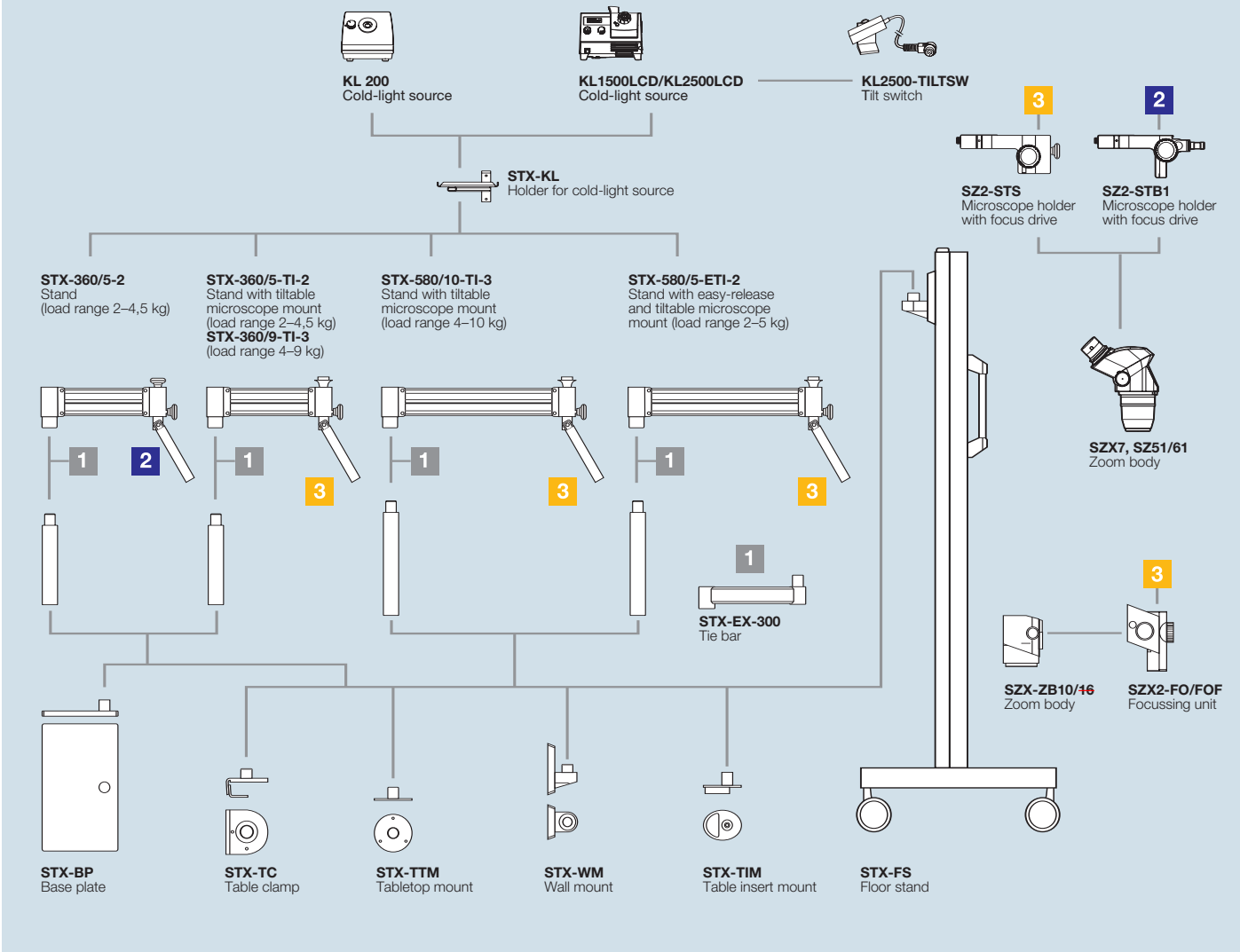
Sharper images

C The STX suspension arms are available with an integrated tilt mechanism that allows the microscope to be adjusted according to the inspected surface. This allows you to get the most out of your microscope in terms of sharpness and depth of field, leading to better images.

Specifications

	STX-360/5-2	STX-360/5-ETI	STX-360/9-ETI	STX-580/10-ETI	STX-580/5-ETI
Titlable microscope mount	–	•	•	•	•
Vertical adjustment with 'Easy-Move'	–	•	•	•	•
Length of the arm	360 mm	360 mm	360 mm	580 mm	580 mm
Length of the pillar	195 mm	250 mm	250 mm	330 mm	330 mm
Load range	2–4.5 kg	2–4.5 kg	4–9 kg	4–10 kg	2–5 kg
Vertical travel					
Wall mount	225 mm	225 mm	225 mm	430 mm	430 mm
Table mount (1x objective/no auxiliary lens)	160 mm	160 mm	160 mm	220 mm	220 mm
Horizontal travel with tie bar					
Inner Ø	120 mm	120 mm	120 mm	560 mm	560 mm
Outer Ø	1,320 mm	1,320 mm	1,320 mm	1,760 mm	1,760 mm

STX system diagram



The manufacturer reserves the right to make technical changes without prior notice.

www.olympus-europa.com

OLYMPUS

OLYMPUS LIFE AND MATERIAL SCIENCE EUROPA GMBH
Postfach 10 49 08, 20034 Hamburg, Germany
Wendenstrasse 14-18, 20097 Hamburg, Germany
Phone: +49 40 23 77 30, Fax: +49 40 23 77 36 47
E-mail: microscopy@olympus-europa.com

Art. code: E0430239 - Printed in Germany 09/2006

OLYMPUS


Your Vision, Our Future

Stereomicroscope Stands

STX

SZ2 Series

The Olympus STX Suspension Arm System




STX STANDS

The best choice for large samples, multi-user workbenches and easy height adjustment.

The outstanding STX suspension arm system for stereomicroscopes lets you move your microscope to the right position using a single fingertip. The various arm types and mounting possibilities give you the flexibility to configure the stand system to your specific needs and environment.



D



E STX-TC
Table clamp



F STX-TTM
Tabletop mount



THE BASE SYSTEM

The STX range offers six different base options to suit individual workspaces and mounting possibilities.

Baseplate

D The baseplate can be combined with all 360 mm STX arms, providing a stable, classic microscope stand suitable for most applications.

Table clamp

E The table clamp allows the stand to be mounted on the edge of stable workbenches, leaving the table free for other work when the microscope is not in use.

Tabletop mount

F The tabletop mount can either be mounted on a stable workbench or on a tailored baseplate.

Table insert mount

G Designed to be countersunk into the table surface, the table insert mount has a cable port for the light source and other peripheral equipment, ensuring that these do not get in the way.

Wall mount

H Where possible and practical, the STX arm system should ideally be wall-mounted. This frees up workbench space and provides the greatest stability as no pillar is required.

Floor stand

I Whenever the sample is too heavy or large to be brought to the microscope, the floor stand lets you move the microscope to the sample. It is also useful for placing the microscope beside the workbench when other stand mounting options are not suitable. The STX arm height can be adjusted between 30 cm and 160 cm.

G STX-TIM
Table insert mount



H STX-WM
Wall mount



I



ACCESSORIES

All workplaces are different. That's why Olympus provides a range of accessories and bespoke systems to perfectly match your requirements.

Light source holder

The light source holder frees up workbench space and protects fibre guides from being damaged. The light source is conveniently located and follows every movement of the microscope. The STX-KL light source holder is compatible with the Olympus KL200 (20 W), up to the KL2500 (250 W) and filter wheel.

Light assistant

The tilt switch automatically switches the light source on/off if the suspension arm reaches a certain height – useful for workstations where frequent changes from microscopic view to sample manipulation without the microscope are required. When the microscope is moved out of the working area, the light source is automatically switched off, and it is automatically switched on again when the microscope is returned to the working position. This extends the bulb's life and enables concentrated work without the noise of the light source fan.

Bespoke systems

Depending on your individual needs, Olympus offers suspension arms in special lengths and other weight classes, as well as tailored mounting systems like ceiling mounts upon request.